



## myWorld Interactive K - 5

### Printable Resources

In each chapter of myWorld Interactive K – 5, there are resources that can be downloaded and printed. Following is a list of where these items may be found on Realize and a brief description of each item.

## For Students

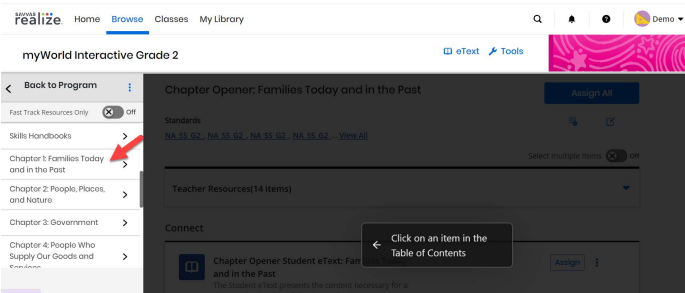
- Chapter Opener Folder
  - **Literacy Skills Illustration** – *to help students visualize and understand the literacy skill; use as an introduction*
  - **Literacy Skills Worksheet** – *for students to practice the literacy skill*
- Skills Folders (Literacy, Critical Thinking, Map & Graph Skills)
  - **Skills Quick Reference Sheet** (grades 4 & 5 only) – *to remind students of a skill previously practiced; used as a guide.*
- myWorld Activity Guide Folder
  - **Quest Worksheets** – *a project-based learning experience*
  - **Reader's Theater** – *for students to review content and practice reading*
  - **Quick Activity Worksheets** – *reinforce the lesson; used for practice*
- Reference Center
  - **Maps** – *to practice geography skills*
  - **Activity mats** – *for reinforcing various skills*
  - **Graphic organizers** – *commonly used graphic organizers*
  - **Famous speeches** – *can be used to reinforce lessons or learn about historical figures*
  - **Biography cards** – *support learning about historical figures through matching or creating flashcards*

## For Teachers

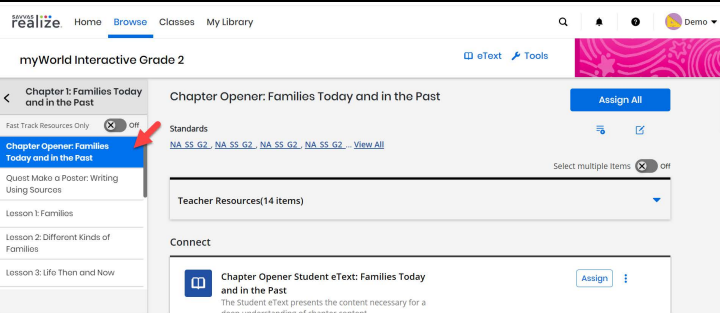
- Welcome to the Course Folder
  - **Parent Letters** – *about the program, how parents can support instruction*
- Chapter Opener Folder (within Teacher Resources option)
  - **School-to-Home Newsletter** – *information about what students will be learning in each chapter*
- Lesson Folders (Withing Teacher Resources option)
  - **Answer Key** – *for the chapter, quiz and test*
- myWorld Activity Guide Folder
  - **Teacher Support Activity Guide** – *lesson plans for using the Activity Guide*
  - **Quest Worksheets**

## Locating Resources on Realize

### Literacy Worksheets

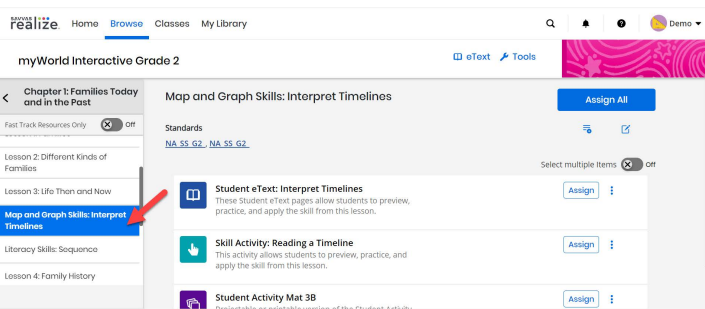


From the Table of Contents, click a chapter folder to open it.

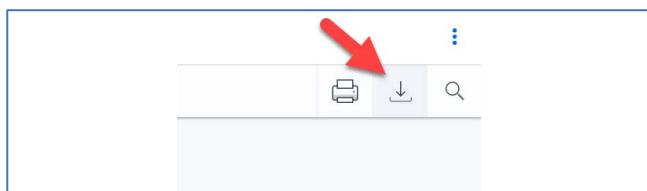


Click on the Chapter Opener folder:

- Video
- Big Question Activity
- Sing About It



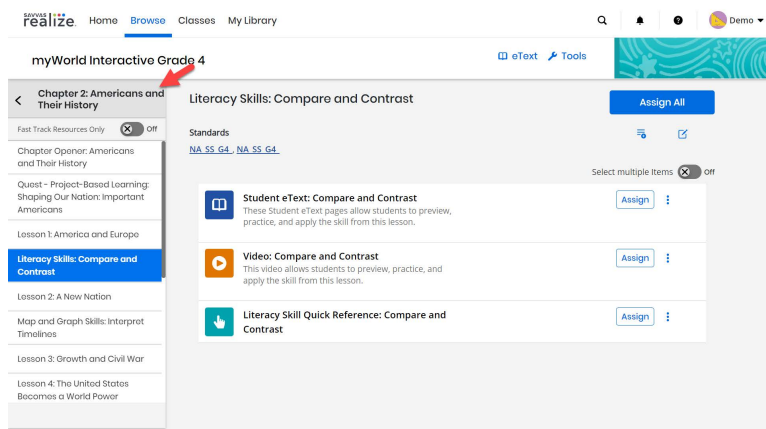
Scroll down to find the Literacy Skill Illustration and Literacy Skill Worksheet.



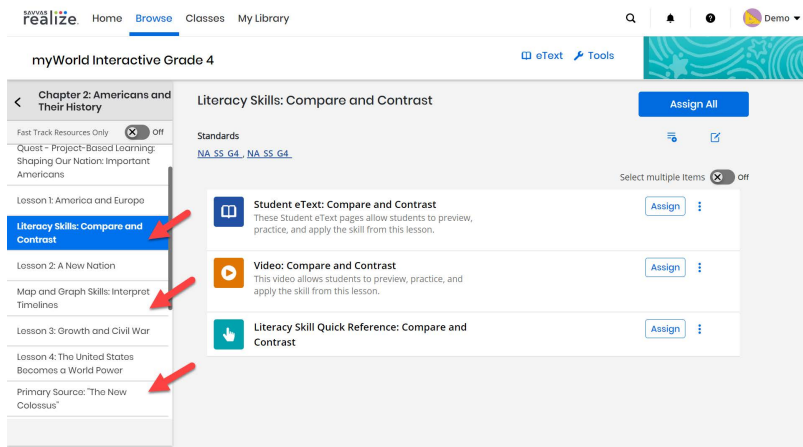
Click the worksheet to open it; click “Download icon” in the upper right corner.

Once downloaded, the worksheet can be printed.

### Skills Quick Reference Sheet (Grades 4 & 5)

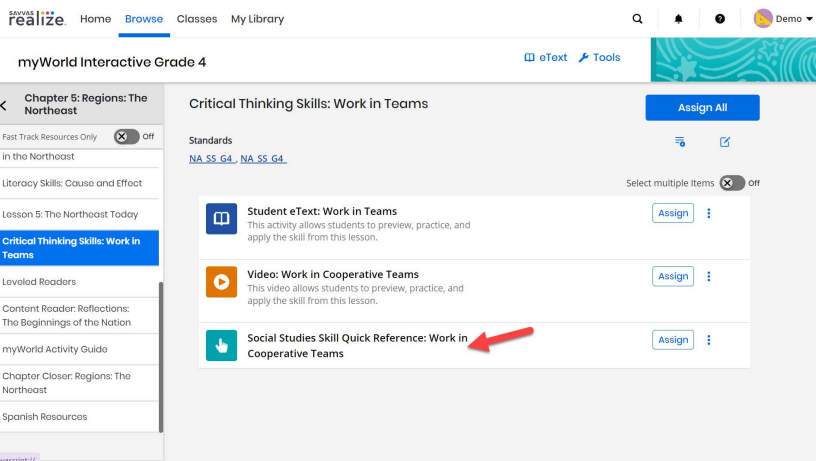


From the Table of Contents, click a chapter folder to open it.



Scroll down to find the Skills folders.

These are called Literacy Skills, Primary Sources and Map and Graph Skills/ Critical Thinking Skills



Click on a skills folder to open it.

Click “Quick Reference” to open and download.

Once downloaded, the worksheet can be printed.



### myWorld Activity Guide

From the Table of Contents, click a chapter folder to open.

Scroll down to find the myWorld Activity Guide folder.

Click on the myWorld Activity Guide folder to open.

Click any worksheet to open it; click “Download” in the upper right corner.

Once downloaded, the worksheet can be printed.

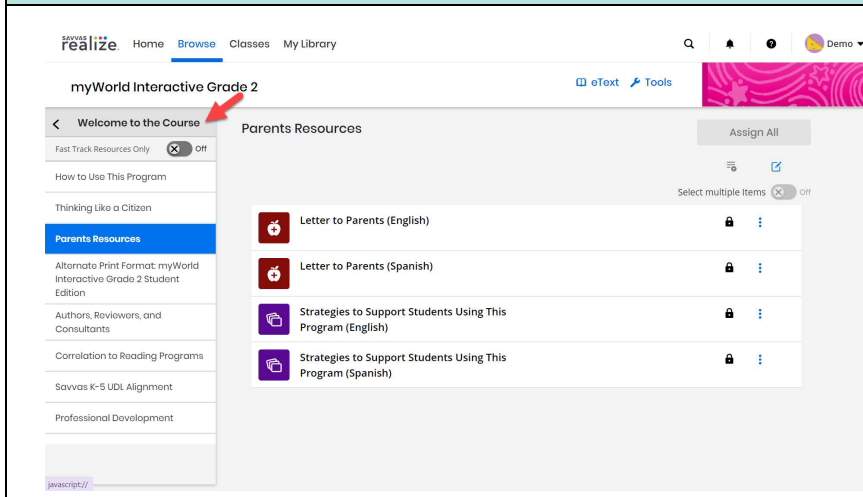
### Reference Center

Scroll to the bottom of the Table of Contents to find the Reference Center folder.

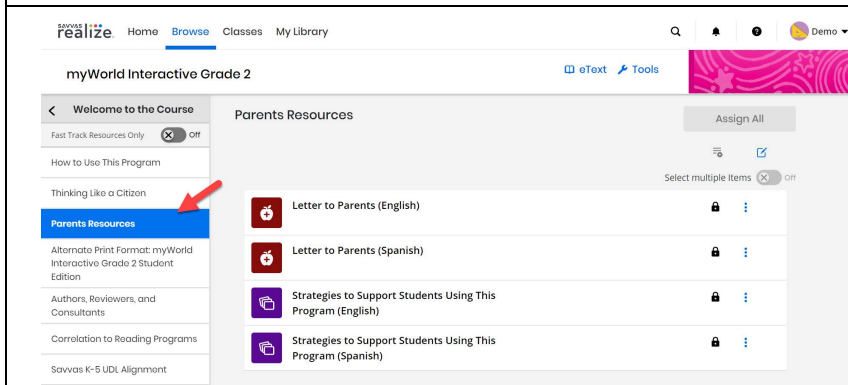
Click to open the folder.

Select any folder to open, view, download and/or print the resources.

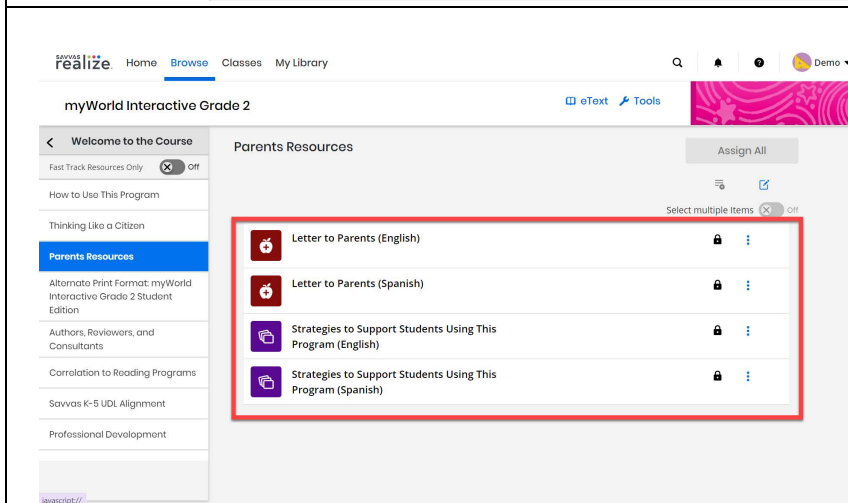
### Parent Letters



From the Table of Contents, click the “Welcome to the Course” folder to open it.

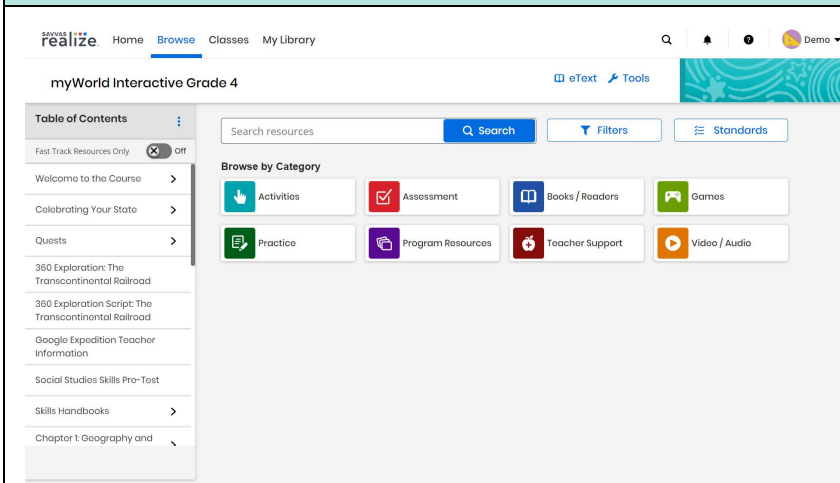


Click on the “Parents Resources” folder to open it.

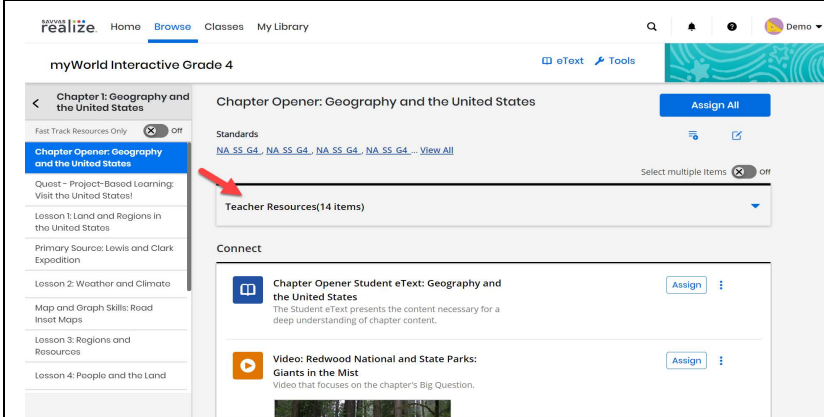


Click on any resource to view, download and print.

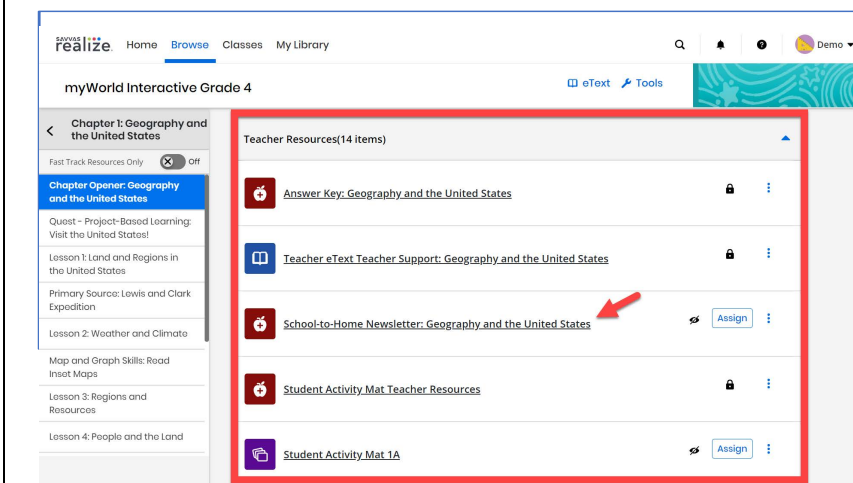
### School-to-Home Newsletter



From the Table of Contents, click a chapter folder to open it.



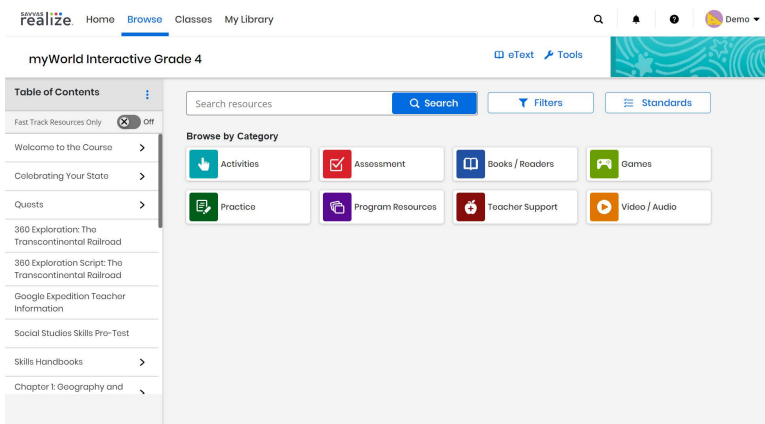
Click “Teacher Resources” within the Chapter Opener folder.



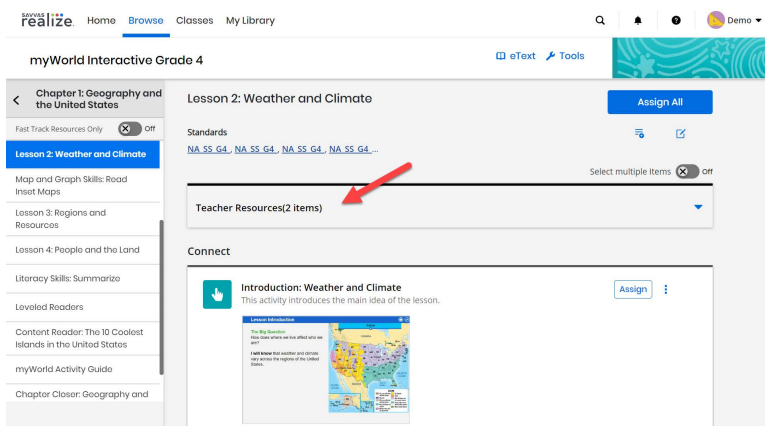
Click on the School-to-Home Newsletter to view, download and print.



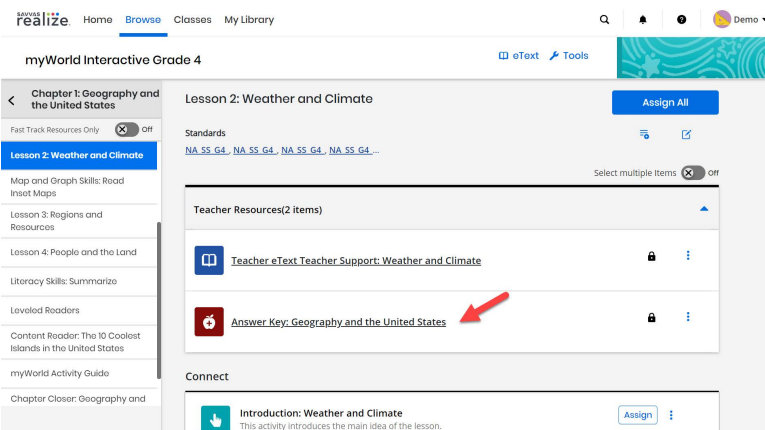
### Answer Keys



From the Table of Contents, click a chapter folder to open it.

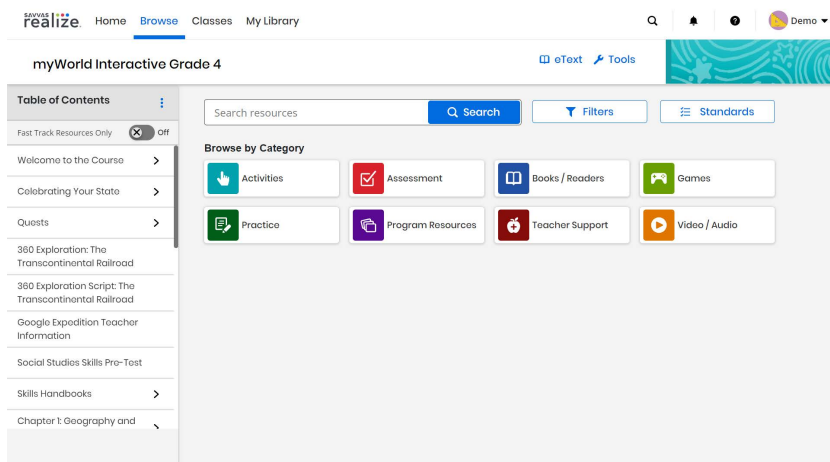


Click “Teacher Resources” within any Lesson Folder.

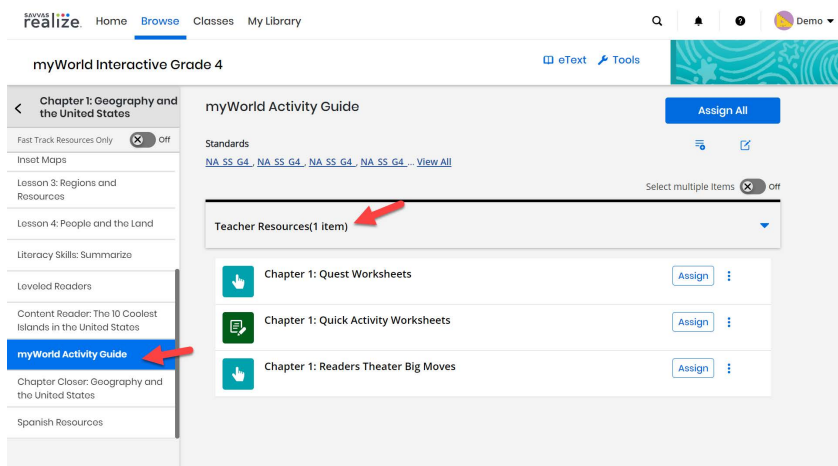


Click on the Answer Key to view, download and print.

### Teacher Support Activity Guide

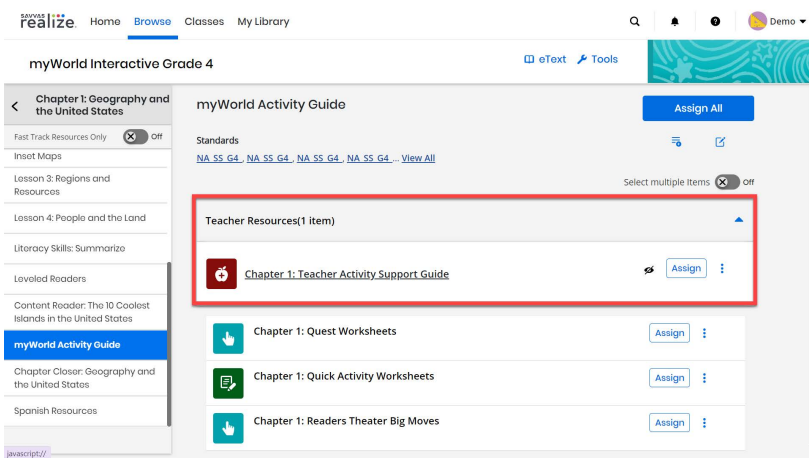


From the Table of Contents, click a chapter folder to open it.



Scroll down to find the myActivity Guide folder.

Click on Teacher Resources.



Click on the “Teacher Activity Support Guide” to view, download and print.

## Need Additional Support? Try My Savvas Training

Visit [mySavvasTraining.com](https://mySavvasTraining.com), your one-stop, full-service, 24-hour training website that is included as part of your training package. My Savvas Training provides comprehensive training materials and access to thousands of innovative and effective live and on-demand resources. You can access it as much as you want with no limitations. Once you register, the online training you complete will appear on your transcript.

- ❑ **On-Demand Tutorials and Printable Handouts** that offer concise, modular program training. You can start and stop at any point and focus your training time on the specific topics you need to know.
- ❑ **Asynchronous Program Activation course** on the topics of your choice that are self-paced. Simply choose the chapters you need and explore the videos, Digital Paths and more.
- ❑ **A Live Chat feature** that connects you directly with a Training Specialist for instant answers to your questions.
- ❑ **Email Support** that conveniently puts you in touch with a Training Specialist to quickly answer your implementation questions.
- ❑ **Transcript Tracking and Reporting** that keeps a record of your completed online training and task

my SAVVAS Training
Programs ▾ Donna ▾

myWorld Interactive © 2019 Grades K-5

Overview
On-Demand Training

### Overview

Built in partnership with educators, myWorld Interactive Social Studies applies the latest research and technology to effectively engage students in social studies through civic involvement and literacy. Students will learn about their world while covering the core social studies standards. A highly flexible blend of print and digital materials maximizes student learning and classroom time.

myWorld Interactive Social Studies is a research-based, student-centered instructional model with a four-part structure enhances teaching and learning. Students will interact with the content by Connecting, Investigating, Synthesizing, and Demonstrating their understanding. The instructional design balances direct instruction, small group interaction, hands-on practice, robust resources, and scaffolded reading support.

myWorld Interactive Social Studies engages students in real-world activities and practices of citizenship. Students investigate and collaborate as they explore myWorld Interactive Social Studies content.

The myWorld Interactive Social Studies program uses an Interactive Student Worktext approach to promote active learning and supports students who are learning to read. This engaging research-based format was designed to help encourage students to interact with the textbook like never before. Students will love writing, drawing, circling, and underlining content in their



Find

**EDUCATOR PICKS**

Review and Score an Assessment
What's New with Savvas Realize
Digital Active Classroom Strategies
ExamView® Test Generator User Guide
Explore MyWorld Interactive 2019 Grades K-5 Asynchronous Course

